



Fierté Multi Academy Trust  
**Ankermoor Primary Academy**



Parent Planner

Class: Clyde

Term: Spring 2

08 March 2022

Re: Parent Planner 2021-22 - Year 2

Dear Parents,

We are thoroughly enjoying our learning in Year 2 and are looking forward to continuing with the fantastic progress made, over the course of this next half-term.

To support you with your awareness of what is happening in our school, we will continue sending out a half termly parent planner which will list all information about subjects as well as information about homework to be completed by your child.

It is vital that your child keeps their learning alive at home and completes any homework on time to a high standard so they can make the most of their learning experience. Homework should be independent where possible with any comments recorded in their home / school diary, so I can be aware and continue to support your child in school. Please do not worry over homework - the most important thing is to have a go.

We look forward to this next half-term of learning!

Kind regards,

A. Cannon  
Year 2 - Class Teacher



Peter Perseverance says: 'Perseverance is the hard work you do after you get tired of doing the hard work you already did.'

**Learn Together, Achieve Together**



Fierté Multi Academy Trust  
**Ankermoor Primary Academy**



**Parent Planner**

**Class: Clyde**

**Term: Spring 2**

	<b>Subject areas covered in Spring 2</b>		
<b>Maths</b>	Number: Multiplication and division Number: Fractions Geometry: Properties of shape Measurement: Time Statistics		
<b>English</b>	We are describing characters within our writing, using 'The Tear Thief' as our focus book. We will then be creating our own non-chronological report.		
<b>Spellings</b>	We are now focusing on our spelling rules. This half term we will learn: /ɒ/ spelt 'a' after 'w' and 'qu' mnemonics /ʒ/ spelt 's' Homophones Adding '-es' to nouns and verbs ending in 'y'. The possessive apostrophe (singular nouns) Suffixes '-ful' '-less' '-ly' Contractions Words ending in -tion Proofreading		
<b>Grammar</b>	We are learning how to use apostrophes for contractions (e.g. wouldn't) and for possession (e.g. Claire's jumper).		
<b>Handwriting</b>	We are continuing to focus on our letter formation, as well as beginning to consider our horizontal and diagonal joins for some letters.		
<b>Reading</b>	We are using the canine helpers to help us to explore a book. We complete a decoding, prosody and comprehension session about the book we are reading each week. We will have a new canine helper focus each week. Check your child's reading diary to see which one.		
<b>Science - Living Things and their Habitats</b>	We are continuing to explore living things and their habitats this half term. Our key question is: Where should Wild live? Our focus book for this topic is: Wild.		
<b>RE - Easter</b>	We will be exploring the religion of Christianity and specifically the topic: 'Easter - Resurrection'.		
<b>Topic - Geography</b>	Our key questions is: Where would you prefer to live, England or Kenya? We will be comparing the two countries, considering both physical and human geography.		
<b>PSHE</b>	Our 2 topics are: Tying shoelaces and leaning out of windows. We will be learning how to tie our shoelaces - please do help your child to practise this at home. We will also be learning about the dangers of leaning out of windows.		
<b>PE (Thursday/ Friday)</b>	Thursday - in our indoor PE session we will be learning to play tennis. Friday - in our outdoor games lesson we will be exploring outdoor and adventurous activities.		
<b>Homework activity</b>	<b>Additional detail</b>	<b>Expectation</b>	<b>Rewards</b>
<b>Reading</b>	Please make a record in the reading diary when your child has read. Please use the Canine questions, which have been provided, as a starting point for talking about what your child is reading. We are focusing on a canine each week to check your child's understanding about what they have read. It is important that children read for pleasure <u>and</u> that they understand what they are reading. You may find it useful to access: <a href="https://www.littlewandlelettersandsounds.org.uk/resources/for-parents/">https://www.littlewandlelettersandsounds.org.uk/resources/for-parents/</a> This will share example videos of how we pronounce the sounds amongst other useful phonics/reading tips.	5-10 minutes per session	House points and reading challenge rewards.










Fierté Multi Academy Trust  
**Ankermoor Primary Academy**



**Parent Planner**

**Class: Clyde**

**Term: Spring 2**

<p style="text-align: center;"><b>Spelling</b></p>	<p>A copy of the <b>Y2 Spellings</b> can be found in your child's home/school diary. We would like your children to work on these in their own time at home. These spellings are tested during assessment week each term.</p>	<p>5 minutes per session, 3-5 times per week</p>	<p style="text-align: center;">House points</p>
<p style="text-align: center;"><b>Handwriting</b></p> 	<p>As and when required, children will be given repeated letter formation practice for the letter family that we are looking at or specific letters that require further practise. It is important that this is monitored at home and that they form their letters correctly.</p>	<p>5-10 minutes per session, 3-5 times per week</p>	<p style="text-align: center;">House points</p>
<p style="text-align: center;"><b>Targeted Homework</b></p> 	<p>All extra homework is targeted according to need so if your child has struggled in an area, they will receive targeted homework. Likewise, if your child needs to consolidate the learning or to deepen their understanding further, homework may be set.</p>	<p>15 minutes depending on focus as necessary. Maximum one piece a day.</p>	<p style="text-align: center;">House points</p>
<p style="text-align: center;"><b>Times Table Rock Stars</b></p> 	<p>Times Tables Rock Stars can be found online or downloaded as an app to allow children to play games to practise their rapid recall of times table facts. By the end of Year 2, children should be confident in recalling their <b>2, 5 and 10x tables</b>.</p>	<p>5 minutes, 3-5 times per week</p>	<p style="text-align: center;">House points</p>
<p style="text-align: center;"><b>Numbots</b></p> 	<p>Numbots can be found online or downloaded as an app to allow children to play a variety of games to practise their rapid recall of number bonds and addition/ subtraction facts.</p>	<p>5 minutes, 3-5 times per week</p>	<p style="text-align: center;">House points</p>
<p style="text-align: center;"><b>Grammar + Spelling Bug</b></p> 	<p>Your child may also be directed to play a selection of games from the Grammar and Spelling Bug website to support their learning in their grammar or writing lessons.</p>	<p>5-15 minutes depending on focus</p>	<p style="text-align: center;">House points</p>
<p style="text-align: center;"><b>Home learning for our Geography topic on: Where would you prefer to live, England or Kenya?</b> Here are 3 tasks that your child could do to improve their understanding of our topic. I look forward to seeing your projects and would love to display them in the classroom!</p> <p style="text-align: center;"><u><b>Please complete any or all of them if you like:</b></u></p> <ul style="list-style-type: none"> <li>• Create an exciting advert to persuade people to visit each country on holiday.</li> <li>• Create a poster explaining similarities and differences between England and Kenya.</li> <li>• Paint a picture of a physical feature or human feature found in the countries.</li> </ul>			